

RF Termination Load

- ✓ Optional Power: 1W-10KW
- ✓ Optional frequency range: DC-50GHz
- ✓ Low standing wave coefficient
- ✓ Anti-pulse strong anti-burnout ability
- ✓ High reliability and good repeatability



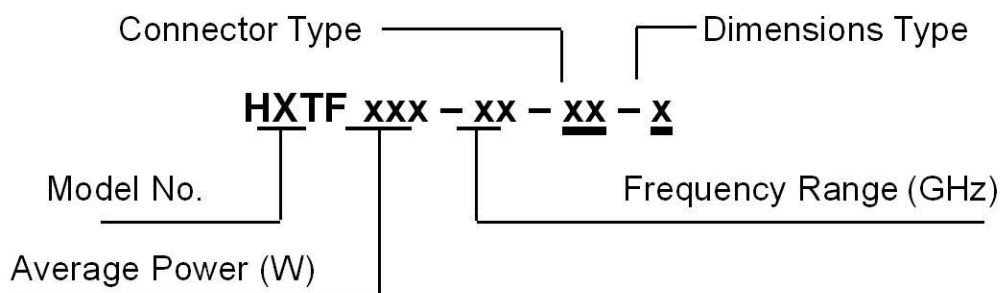
Description

Coaxial fixed terminations absorb RF& microwave energy and are commonly used as dummy loads of antenna and transmitter. They are also used as match ports in many multi-port microwave device such as circulators and directional couplers to make these ports which are not involved in the measurement be terminated in their characteristic impedance in order to ensure an accurate measurement.

HXTF serial coaxial fixed termination feature wide frequency band, low VSWR, excellent capacity in anti-pulse and anti-burnout.

In this section, you can find the coaxial terminations with individual data sheets containing product description, specifications and outline drawings by a quick reference guide.

Order Information



Please confirm with us the main parameters of terminations such as average power, frequency range, connector type and dimensions Type (if have any), or your special demand.

2W Termination Load

Technology Manual

1. Design Features

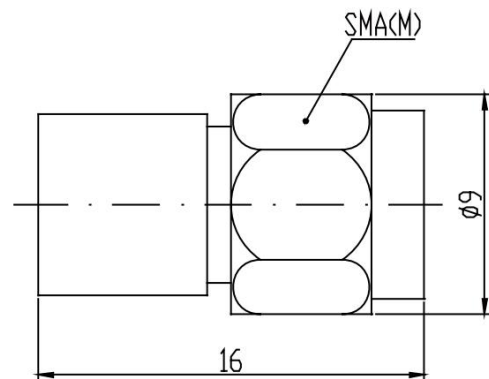
- ◆ HXTF2G Series Termination Load Frequency DC-26.5GHz optional◆UWB operating frequency
- ◆ Low standing wave coefficient ◆ Good repeatability
- ◆ Strong anti-pulse ability

2. Description :

Model Number	Freq. Range	Average Power	Connector Type	VSWR Max
HXTF2G-1-SMA	DC-1GHz	2W	SMA (M)	1.03
HXTF2G-3-SMA	DC-3GHz			1.05
HXTF2G-6-SMA	DC-6GHz			1.1
HXTF2G-12.4-SMA	DC-12.4GHz			1.15
HXTF2G-18-SMA	DC-18GHz			1.2
HXTF2G-26.5-SMA	DC-26.5GHz			1.35
Impedance: 50 Ω				
Temperature Range: -55°C~+125°C				
★:Average power: 2W corresponds to an ambient temperature of 25°C, when the temperature rises to 125°C, the power decreases linearly to 0.2W				
★:Peak power: 0.25KW (5μs pulse width, 0.4% duty cycle)				

3. Size/Weight:

Size:φ9*16mm	Weight:5g
---------------------	------------------



Remind:

1,Outline Drawing: (Dimensions Unit: mm, Dimensions Tolerance: ±5%)

2W Termination Load

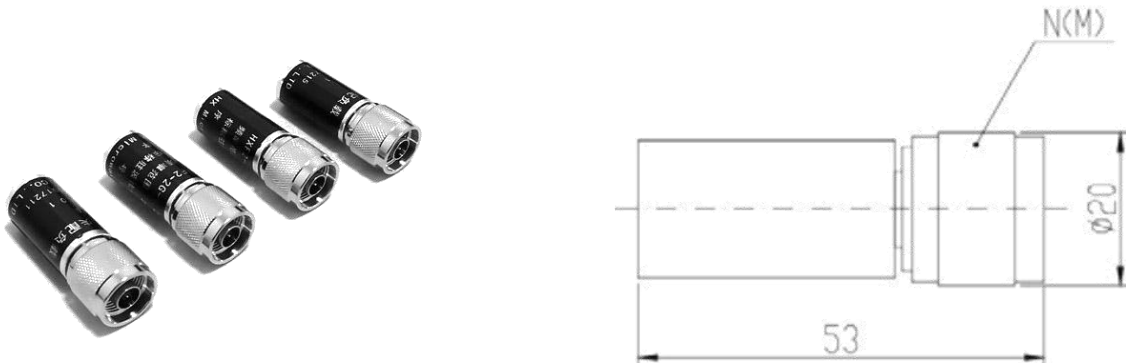
Technology Manual

1. Design Features

- ◆ HXTF2G Series Termination Load Frequency DC-18GHz optional◆UWB operating frequency
- ◆ Low standing wave coefficient ◆ Good repeatability
- ◆ Strong anti-pulse ability

2. Description :

Model Number	Freq. Range	Average Power	Connector Type	VSWR Max
HXTF2G-3-N	DC-3GHz	2W	N(M)/N(F)	1.10
HXTF2G-6-N	DC-6GHz			1.15
HXTF2G-12.4-N	DC-12.4GHz			1.25
HXTF2G-18-N	DC-18GHz			1.30
Impedance: 50 Ω				
Temperature Range: -55°C~+125°C				
★:Average power: 2W corresponds to an ambient temperature of 25°C, when the temperature rises to 125°C, the power decreases linearly to 0.5W				
★:Peak power: 0.25KW (5μs pulse width, 0.4% duty cycle)				
Mechanical behavior				
Connector shell	Nickel plated brass			
Cavity	Aluminum housing			
Size	M: φ 20*53mm F: φ 18*52mm			
Weight	50g			



Remind:

1,Outline Drawing: (Dimensions Unit: mm, Dimensions Tolerance: ±5%)

2W Termination Load

Technology Manual

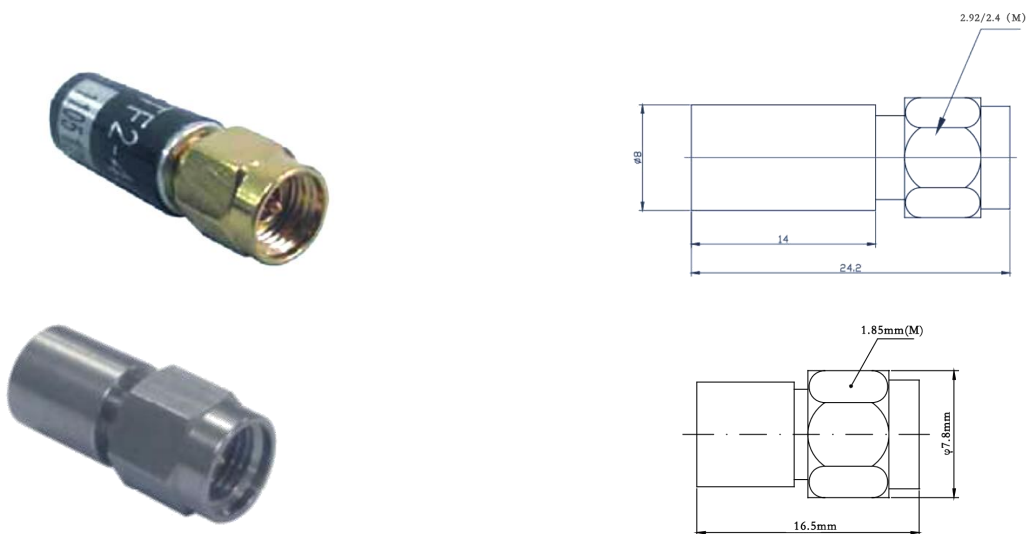
1. Design Features

- ◆ HXTF2 Series Termination Load Frequency DC-67GHz optional◆UWB operating frequency
- ◆ Low standing wave coefficient ◆ Good repeatability
- ◆ Strong anti-pulse ability

2. Description :

Model Number	Freq. Range	Average Power	Connector Type	Size	VSWR Max
HXTF2-26.5-2.92	DC-26.5GHz	2W	2.92mm (M. F)	M: $\phi 8*24.2$ mm F: $\phi 8*22.2$ mm	1.2
HXTF2-32-2.92	DC-32GHz				1.35
HXTF2-36-2.92	DC-36GHz				1.35
HXTF2-40-2.92	DC-40GHz				1.35
HXTF2-26.5-2.4	DC-26.5GHz	2W	2.4mm (M. F)	M: $\phi 8*24.2$ mm F: $\phi 8*22.2$ mm	1.3
HXTF2-40-2.4	DC-40GHz				1.35
HXTF2-50-2.4	DC-50GHz				1.4
HXTF1-67-1.85	DC-67GHz	1W	1.85mm (M. F)	$\phi 7.8*16.5$ mm	1.45
Impedance: 50Ω					
Temperature Range: $-55^{\circ}\text{C} \sim +125^{\circ}\text{C}$					
★:Average power: 2W corresponds to an ambient temperature of 25°C , when the temperature rises to 125°C , the power decreases linearly to 0.1W					
★:Peak power: 0.2KW (5 μs pulse width, 0.5% duty cycle)					

3. Size



Remind:

1, Outline Drawing: (Dimensions Unit: mm, Dimensions Tolerance: $\pm 2\%$)