

RF Coaxial Attenuator

- ✓ Optional Power: 0.5W-10KW
- ✓ Optional frequency range: DC-40GHz
- ✓ Flatness Attenuation Value and Accuracy
- ✓ Anti-pulse strong anti-burnout ability
- ✓ High reliability and good repeatability



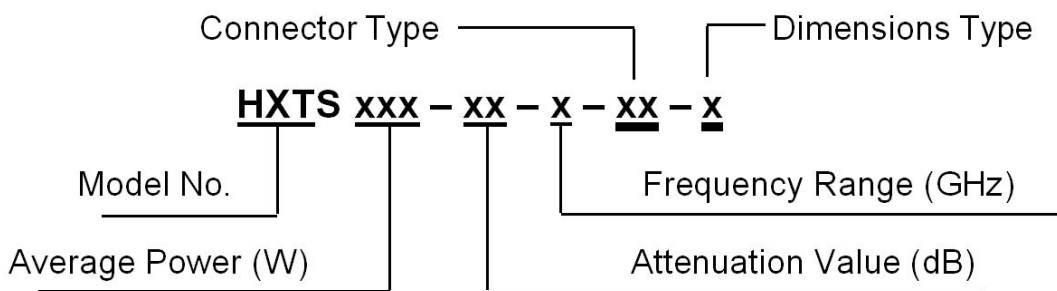
Description

Coaxial fixed attenuators are used in absorbing energy of transmission line, expanding power range and controlling power level, they are also used in accurately measuring power or spectrum of RF microwave transmitters accompany with small power meter, comprehensive tester or spectrum analyzer.

HXTS serial coaxial fixed attenuators feature wide frequency band, low VSWR, flatness attenuation value, excellent capacity in anti-pulse and anti-burnout etc.

In this section, you can find the coaxial attenuators with individual data sheets containing product description, specifications and outline drawings by a quick reference guide.

Order Information



Please confirm with us the main parameters of attenuators such as average power, attenuation value, frequency range, connector type and dimensions Type (if have any), or your special demand.

150W Coaxial Attenuator

Technology Manual

1. Design Features

- ◆ HXTS150 series attenuator Frequency DC-10GHz optional◆UWB operating frequency
- ◆ Low standing wave coefficient ◆ High attenuation value accuracy
- ◆ Strong anti-pulse ability

2. Description :

Model Number	Freq. Range	Attenuation Value/Tolerance						VSWR Max
		3dB	6dB	10dB	20dB	30dB	40dB	
HXTS150-XX-2.5-X	DC-2.5GHz	±0.4	±0.4	±0.3	±0.3	±0.3	±0.3	1.15
HXTS150-XX-4-X	DC-4GHz	±0.6	±0.6	±0.5	±0.5	±0.5	±0.5	1.2
HXTS150-XX-6-X	DC-6GHz	±0.8	±0.8	±0.75	±0.75	±0.75	±0.75	1.3
HXTS150-XX-8-X	DC-8GHz	/	/	±1	±0.75	±0.75	±0.75	1.35
HXTS150-XX-10-X	DC-10GHz	/	/	/	/	±0.8	±0.8	1.5

Average Power: 150W

Connector Type: N, 7/16@DC-4GHz (M.F)

Impedance: 50 Ω

Temperature Range: -55°C~+125°C

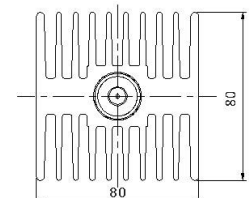
★:XX:indicates the attenuation value X: Represents appearance (A,B,E)

★:Average power: 150W corresponds to an ambient temperature of 25°C, when the temperature rises to 125°C, the power decreases linearly to 15W

★:Peak power: 5KW (5μs pulse width, 1.5% duty cycle)

3. size:

The shape size can be selected (A,B,E) If not specified, it will be produced randomly		
A: 173*130*75mm (1.5kg)	B: 173*78*78mm (1.5kg)	E: 185*80*80mm (1.38kg)



The size drawing is shown as E type, please refer to the comparison size for other shapes

Remind:Outline Drawing: (Dimensions Unit: mm, Dimensions Tolerance: ±4%)

150W Coaxial Attenuator

Technology Manual

1. Design Features

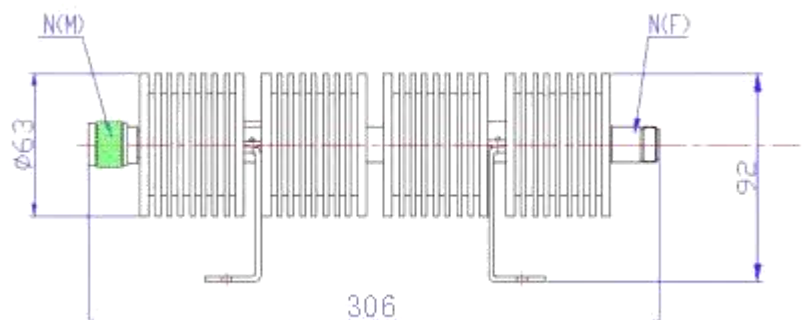
- ◆ HXTS150G series attenuator Frequency DC-18GHz optional◆UWB operating frequency
- ◆ Low standing wave coefficient ◆ High attenuation value accuracy
- ◆ Strong anti-pulse ability

2. Description :

Model Number	Freq. Range	Attenuation Value/Tolerance						VSWR Max
		3dB/6dB	10dB	20dB	30dB	40dB	50dB	
HXTS150G-XX-6	DC-6GHz	±1.0	-2/+1	-1/+0.75	-1/+0.8	-1/+0.8	-1/+0.8	1.3
HXTS150G-XX-12.4	DC-12.4GHz	-1/+3	±2.0	±1.0	±1.0	±1.0	±1.0	1.35
HXTS150G-XX-18	DC-18GHz	-1.5/+3	-2/+2.5	-2/+3	±1.4	±1.4	±1.4	1.45
Average Power: 150W								
Connector Type: N, TNC (M, F)								
Impedance: 50 Ω								
Temperature Range: -55℃~+125℃								
★:XX:indicates the attenuation value								
★:Average power: 150W corresponds to an ambient temperature of 25℃, when the temperature rises to 125℃, the power decreases linearly to 15W								
★:Peak power: 1KW (5μs pulse width, 5% duty cycle)								

3. size:

306*63*92mm (0.95Kg)



Unless otherwise specified, the dimensions and technical indicators correspond to the N-type connector

Remind: Outline Drawing: (Dimensions Unit: mm, Dimensions Tolerance: ±4%)