

## RF Coaxial Attenuator

- ✓ Optional Power: 0.5W-10KW
- ✓ Optional frequency range: DC-40GHz
- ✓ Flatness Attenuation Value and Accuracy
- ✓ Anti-pulse strong anti-burnout ability
- ✓ High reliability and good repeatability



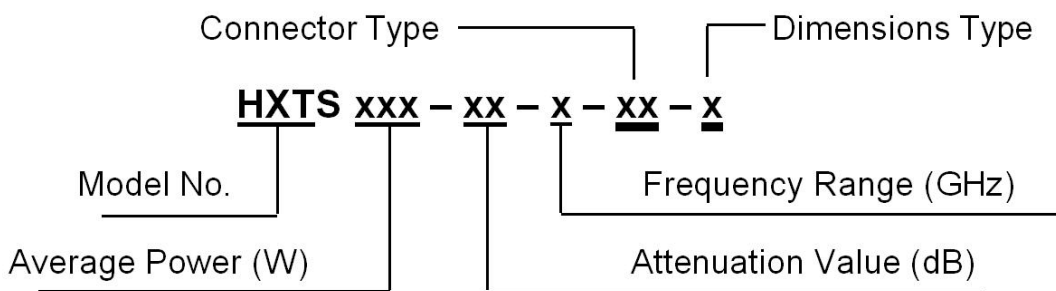
### Description

Coaxial fixed attenuators are used in absorbing energy of transmission line, expanding power range and controlling power level, they are also used in accurately measuring power or spectrum of RF microwave transmitters accompany with small power meter, comprehensive tester or spectrum analyzer.

HXTS serial coaxial fixed attenuators feature wide frequency band, low VSWR, flatness attenuation value, excellent capacity in anti-pulse and anti-burnout etc.

In this section, you can find the coaxial attenuators with individual data sheets containing product description, specifications and outline drawings by a quick reference guide.

### Order Information



Please confirm with us the main parameters of attenuators such as average power, attenuation value, frequency range, connector type and dimensions Type (if have any), or your special demand.

# 400W Coaxial Attenuator

## Technology Manual

### 1. Design Features

- ◆ HXTS400 series attenuator Frequency DC-4GHz optional◆UWB operating frequency
- ◆ Low standing wave coefficient ◆ High attenuation value accuracy
- ◆ Strong anti-pulse ability

### 2. Description :

| Model Number   | Freq. Range | Attenuation Value/Tolerance |       |       |       |       | VSWR Max |
|----------------|-------------|-----------------------------|-------|-------|-------|-------|----------|
|                |             | 10dB                        | 20dB  | 30dB  | 40dB  | 50dB  |          |
| HXTS400-XX-1-X | DC-1GHz     | ±1.0                        | ±1.0  | ±0.75 | ±0.5  | ±0.5  | 1.2      |
| HXTS400-XX-2-X | DC-2GHz     | ±1.5                        | ±1.5  | ±1.0  | ±1.0  | ±1.0  | 1.25     |
| HXTS400-XX-3-X | DC-3GHz     | ±1.75                       | ±1.75 | ±1.25 | ±1.25 | ±1.25 | 1.35     |
| HXTS400-XX-4-X | DC-4GHz     | ±2.0                        | ±2.0  | ±1.5  | ±1.5  | ±1.5  | 1.5      |

Average Power: 400W

Connector Type: N, 7/16(M.F)

Impedance: 50 Ω

Temperature Range: -55°C~+125°C

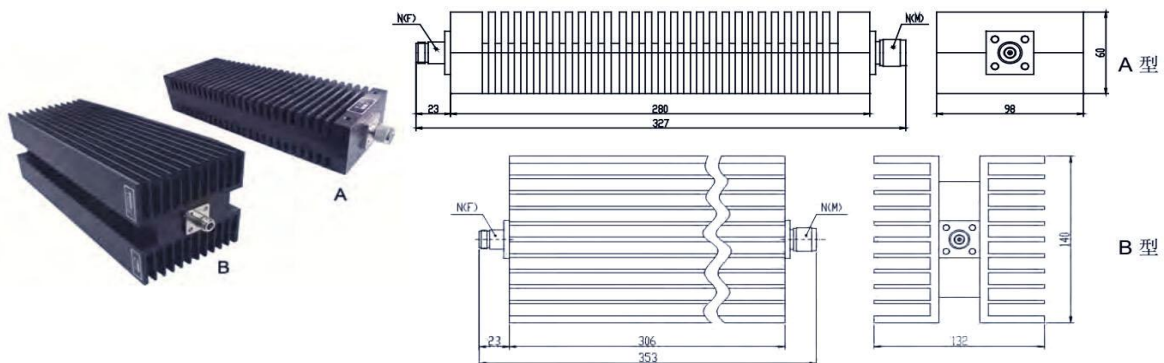
★:XX:indicates the attenuation value                      X: Represents appearance (A,B)

★:Average power: 400W corresponds to an ambient temperature of 25°C, when the temperature rises to 125°C, the power decreases linearly to 40W

★:Peak power: 10KW (5μs pulse width, 2.5% duty cycle)

### 3. size:

|   |                          |
|---|--------------------------|
| The shape size can be selected (A,B) If not specified, it will be produced randomly |                          |
| A: 327*98*60mm (3kg) With shelf   | B: 353*140*132mm (7.3kg) |



Unless otherwise specified, the dimensions and technical indicators correspond to the N-type connector

**Remind:** Outline Drawing: (Dimensions Unit: mm, Dimensions Tolerance: ± 4%)

# 400W Coaxial Attenuator

## Technology Manual

### 1. Design Features

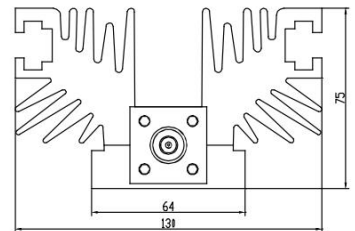
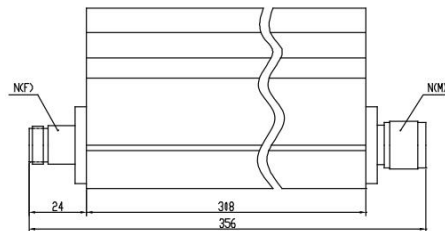
- ◆ HXTS400 series attenuator Frequency DC-10GHz optional◆UWB operating frequency
- ◆ Low standing wave coefficient ◆ High attenuation value accuracy
- ◆ Strong anti-pulse ability

### 2. Description :

| Model Number  | Freq. Range | Attenuation Value/Tolerance |      |      |       |       | VSWR Max |
|---|-------------|-----------------------------|------|------|-------|-------|----------|
|   |             | 10dB                        | 20dB | 30dB | 40dB  | 50dB  |          |
| HXTS400G-XX-4   | DC-4GHz     | /                           | /    | /    | ±0.5  | ±0.5  | 1.25     |
| HXTS400G-XX-6   | DC-6GHz     | /                           | /    | ±1.0 | ±0.75 | ±0.75 | 1.3      |
| HXTS400G-XX-8   | DC-8GHz     | /                           | /    | /    | ±1.0  | ±1.0  | 1.45     |
| HXTS400G-XX-10  | DC-10GHz    | /                           | /    | /    | ±1.0  | ±1.0  | 1.45     |
| Average Power: 400W   |             |                             |      |      |       |       |          |
| Connector Type: N, 7/16@DC-4GHz (M.F)   |             |                             |      |      |       |       |          |
| Impedance: 50 Ω   |             |                             |      |      |       |       |          |
| Temperature Range: -55°C~+125°C   |             |                             |      |      |       |       |          |
| ★:XX:indicates the attenuation value  |             |                             |      |      |       |       |          |
| ★:Average power: 400W corresponds to an ambient temperature of 25°C, when the temperature rises to 125°C, the power decreases linearly to 40W |             |                             |      |      |       |       |          |
| ★:Peak power: 5KW (5μs pulse width, 5% duty cycle)  |             |                             |      |      |       |       |          |

### 3. size:

**356\*130\*75mm(4.3Kg)**



Unless otherwise specified, the dimensions and technical indicators correspond to the N-type connector

**Remind:**Outline Drawing: (Dimensions Unit: mm, Dimensions Tolerance: ±3%)

# 400W Coaxial Attenuator

## Technology Manual

### 1. Design Features

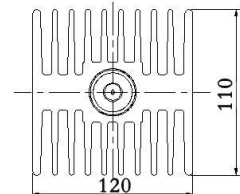
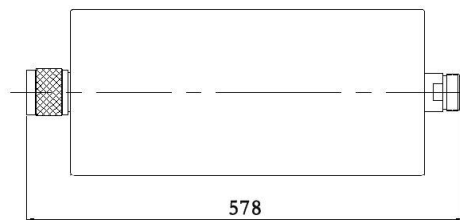

- ◆ HXTS400D series attenuator Frequency DC-18GHz optional◆UWB operating frequency
- ◆ Low standing wave coefficient ◆ High attenuation value accuracy
- ◆ Strong anti-pulse ability

### 2. Description :

| Model Number  | Freq. Range | Attenuation Value/Tolerance |           | VSWR Max |
|---|-------------|-----------------------------|-----------|----------|
|   |             | 30dB                        | 40dB      |          |
| HXTS400D-XX-12.4  | DC-12.4GHz  | -3.0/+4.0                   | -3.0/+3.0 | 1.4      |
| HXTS400D-XX-18  | DC-18GHz    | -4.0/+3.0                   | -4.0/+2.0 | 1.6      |
| Average Power: 400W   |             |                             |           |          |
| Connector Type: N(M.F)  |             |                             |           |          |
| Impedance: 50Ω  |             |                             |           |          |
| Temperature Range: -55℃~+125℃   |             |                             |           |          |
| ★:XX:indicates the attenuation value  |             |                             |           |          |
| ★:Average power: 400W corresponds to an ambient temperature of 25℃, when the temperature rises to 125℃, the power decreases linearly to 20W |             |                             |           |          |
| ★:Peak power: 1KW (5μs pulse width, 2% duty cycle)  |             |                             |           |          |

### 3. size:

|                             |
|-----------------------------|
| <b>578*120*110mm(7.2Kg)</b> |
|-----------------------------|



**Remind:**Outline Drawing: (Dimensions Unit: mm, Dimensions Tolerance: ± 3%)